


CELL400

- Quick hook clamp series designed for 38-51 mm (1 1/2"-2") diameter tubes
- Quick & easy attachment solution for moving heads
- Precision extruded high tensile aluminium alloy
- DGUV17/BGV C1 rating
- Compatible with M290 / M390 / M400 / M520 / M760 / 4GS-35 / 4GS-50 / 4GS-62
- Supplied with M12 bolt & wingnut
- Mounting hole for up to 13mm (1/2") bolts
- Polished surface with micro-percussion markings
- Powder coated versions available on request
- Rated with SF 8:1 (kg) DGUV17/BGV C1 (SWL1)
- Rated with SF 4:1 (kg) 2006/42/EC (SWL2)
- Black anodized versions of CELL401/403 available



CELL401 / CELL401|anodized Quick clamp

	SWL1	SWL2	Weight	Tube Ø
kg (lbs)	360 (794)	720 (1587)	0.68 (1.50)	38-51 mm (1.5"-2")

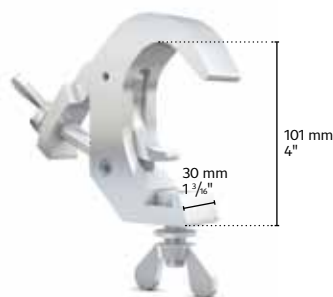
Quick clamp can be used for welding or construction of special items.



CELL411 Quick Clamp with Wing bolt

	SWL1	SWL2	Weight	Tube Ø
kg (lbs)	190 (419)	380 (838)	0.68 (1.50)	38-60 mm (1.5"-2.36")

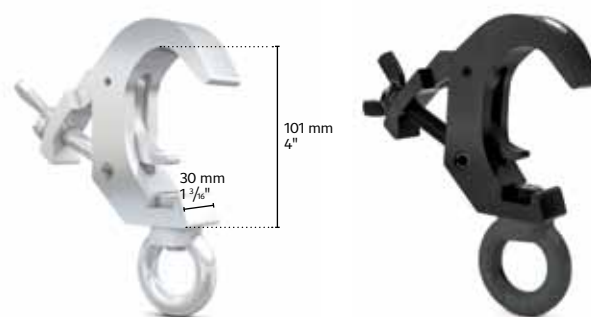
Quick clamp can be used for welding or construction of special items. Suitable for tubes up to 60 mm (2.36")



CELL402 Quick clamp with bolt and wingnut

	SWL1	SWL2	Weight	Tube Ø
kg (lbs)	360 (794)	720 (1587)	0.75 (1.65)	38-51 mm (1.5"-2")

Quick clamp supplied with M12 x 35 bolt and wingnut.



CELL403 / CELL403|anodized Quick clamp with lifting eye

	SWL1	SWL2	Weight	Tube Ø
kg (lbs)	360 (794)	720 (1587)	0.75 (1.65)	38-51 mm (1.5"-2")

Quick clamp supplied with steel eye for attachment of ropes or cables.